

SECONDARY RELIEF VALVE PLUMBING AND WIRING

PROBLEM: **Bent travel rest tubes**

Boom mowers with a travel rest have the ability to bend the travel rest tubes if too much pressure is applied from the secondary boom arm. This valve bypasses the extra pressure when the boom is in travel position.



TOOLS NEEDED

- 1/2" WRENCH OR SOCKET (2)
- 1 1/2" WRENCH OR SOCKET
- 1 7/16" WRENCH OR SOCKET
- 3/8" WRENCH
- PHILLIPS SCREWDRIVER
- 5/32" ALLEN WRENCH



TRACTOR MODEL OR ATTACHMENT

Boom mowers with travel rest



SAFETY:

Set the cutting head on the ground and relieve all hydraulic pressure before removing hoses.


STEP BY STEP INSTRUCTIONS ARE ON THE FOLLOWING PAGES

BENT TRAVEL REST TUBES



STEP 1:



- Mount the valve on the stand near the lift valve.



Valve mounting location

STEP 2:

- Remove the hose from the 2B position of the lift valve.
- Attach it to one side of the tee on the secondary relief valve.
- Run a new hose from the lift valve to the other side of the tee.
- Run a hose from the open port on the bottom of the valve and tee into the lift valve return.



Hose routing

STEP 3:


- Mount the switch bracket to the bottom, inside the actuator bolt.
- Attach the switch to the bracket.



Switch mounting location

STEP 4:

- Wire the solenoid and switch according to the supplied diagram.



Wiring diagram

**FOR MORE INFORMATION, CALL OUR WARRANTY/SERVICE TEAM AT
(605) 977-3300 OR TOLL FREE AT (888) 960-0364
OR EMAIL WARRANTY@DIAMONDMOWERS.COM**



DIAMOND MOWERS

350 East 60th Street N. | Sioux Falls, SD 57104

Phone: 800.658.5561 • Fax: 605.655.5870


diamondmowers.com • info@diamondmowers.com

BENT TRAVEL REST TUBES



STEP 5:

Secure the wires and test. When the switch is actuated, there should be minimal down pressure on the travel rest from the secondary arm.



Secondary arm and travel rest post

**FOR MORE INFORMATION, CALL OUR WARRANTY/SERVICE TEAM AT
(605) 977-3300 OR TOLL FREE AT (888) 960-0364
OR EMAIL WARRANTY@DIAMONDMOWERS.COM**



DIAMOND MOWERS

350 East 60th Street N. | Sioux Falls, SD 57104

Phone: 800.658.5561 • Fax: 605.655.5870

diamondmowers.com • info@diamondmowers.com