


WHEEL LOADER BOOM ATTACHMENTS



A POWERFUL ADDITION.



BUILDING THE BEST.

At Diamond Mowers, we build the best. By that, we mean the toughest, safest, and most reliable products in the industry.

We continuously enhance our products with designed innovation and a keen understanding of the customer application. We don't build what we want, we build what you need – durable, dependable and effective boom mower products.

With exceptional customer service and our strong reputation, we'll continue to build the best.

**DEMAND
BRILLIANCE**

SELF-CONTAINED



AVAILABLE LENGTHS

23-FT, 25-FT

Install this diesel-powered, self-contained hydraulic system onto your existing wheel loader and get to work.

Fully self-contained with independent power, electrical and hydraulic systems, you can trim trees branches, cut brush or grass - and do it all with the efficient quality of a Diamond.

LOADER POWERED




AVAILABLE LENGTHS

23-FT, 25-FT

With no additional engine to maintain, this mower can be easily converted in the field to trim tree branches, cut brush or grass - and do it all from either the left or right hand side.

CUTTING HEADS



At **Diamond**, we find the smartest ways to enhance the resources you already own. Our **Wheel Loader Booms** are the perfect example of how we construct a powerful addition for your toolbox.



- Available in **50"** and **60"** cutting widths
- Cuts up to **4"** material continuously and **8"** intermittently
- Proprietary Tri-Hex disc provides greater inertia in tough conditions - **5YR WARRANTY***



- Available in **44"**, **50"** and **63"** cutting widths
- See chart on back for cut capacities
- Ideal for a finished look
- Ground rollers require **no daily maintenance**
- Applies to 44" and 50" models only

* For more information about our limited warranty, call [888.960.0364](tel:888.960.0364) or visit our website DiamondMowers.com



DISC MULCHER

- **36"** cutting width
- Cuts up to **8"** material and mulches up to **5"**
- Mulches material with hardened steel, replaceable teeth
- **10x faster** than rotary mower



SAW BLADE

- **48"** cutting width
- Cuts up to **10"** material
- Slices material with replaceable carbide teeth
- Delivers a clean, finished cut



DITCHER

- **22"** cutting width
- Ideal for ditches and culverts
- Uses three **3/8"** thick replaceable knives
- Equipped with hydraulic chute to direct exhausted material

FEATURES



4 & 5 FUNCTION PROPORTIONAL CONTROL

- Ergonomically designed to decrease operator fatigue
- Improved operator's reaction time in tougher terrain

SELF-CONTAINED POWER UNIT




ENGINE CONTROL SYSTEM

- Digital configurable gauge cluster
- Wire harnesses equipped with strain relief to ensure a durable connection



HYDRAULIC ACTUATOR

- Provides breakaway protection in both forward and reverse
- Fully enclosed with fewer moving parts for easy maintenance
- Larger range of motion than traditional swing cylinder



HYDRAULIC TRAP DOOR

- Available for **50"** and **60"** Rotary Mowers and **50"** Flail Mower
- Exposes blade to easily feed material
- *Options available at an additional cost*

SELF-CONTAINED POWER UNIT



TIER 4 ENGINE

- John Deere, **74 hp**
- No DEF fluid
- Easy access for parts and service support

SELF-CONTAINED POWER UNIT



GUARD SYSTEM

- Allows in cool air while keeping debris out
- Protects the engine and hydraulic components from debris
- Easy access for routine maintenance and service

**DEMAND
BRILLIANCE**



HOW DO THEY ALL COMPARE?

CUTTING HEAD	APPLICATION	CUT CAPACITY
50" ROTARY MOWER	All purpose, high productivity grass and brush cutting.	Cuts up to 4" material continuously and 8" intermittently
60" ROTARY MOWER	All purpose, high productivity grass and brush cutting	Cuts up to 4" material continuously and 8" intermittently
44" FLAIL MOWER	Safe grass mowing and brush shredding. Safest option for higher traffic roads.	Cuts up to 3" material continuously and 6" intermittently
50" FLAIL MOWER	Safe grass mowing and brush shredding. Safest option for higher traffic roads.	Cuts up to 3" material continuously and 6" intermittently
63" FLAIL MOWER	Grass-only mowing. Safest option for higher traffic roads.	Cuts grass continuously and 2" brush intermittently
36" DISC MULCHER	Highest productivity brush and tree mulching in rural situations.	Cuts up to 8" material and mulches up to 5"
48" SAW BLADE	Cleanly and safely cut overhead limbs.	Cuts up to 10" material
22" DITCHER	Clean and maintain existing ditches.	Includes three 3/8" thick replacable knives

WHY A BOOM?

More productive on →

FENCE LINES



TREE BRANCHES



ROADSIDE MAINTENANCE



HARD TO REACH AREAS



THE DIAMOND DIFFERENCE

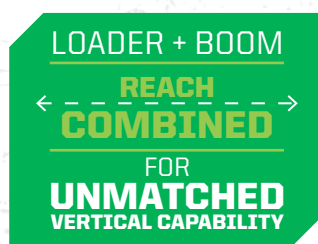
BOOM LENGTH



VISIBILITY



REACH



UNPARALLELED CUSTOMER SERVICE



Patents: 62/484,363 | 9,439,351 | D731559 [Specifications and design subject to change without notice.]

CONTACT
US →



+1 605.977.3300



Info@DiamondMowers.com



www.DiamondMowers.com