


SKID-STEER DRUM MULCHER

- AVAILABLE FOR HIGH-FLOW SKID-LOADERS ONLY: **(32 - 45 GPM)**
- SPINS AT **2500 RPMs** TO CUT QUICKLY
- TOTAL WEIGHT: **3,190 LBS**
- MINIMAL MAINTENANCE
- RETAIL PRICE: **\$34,950**



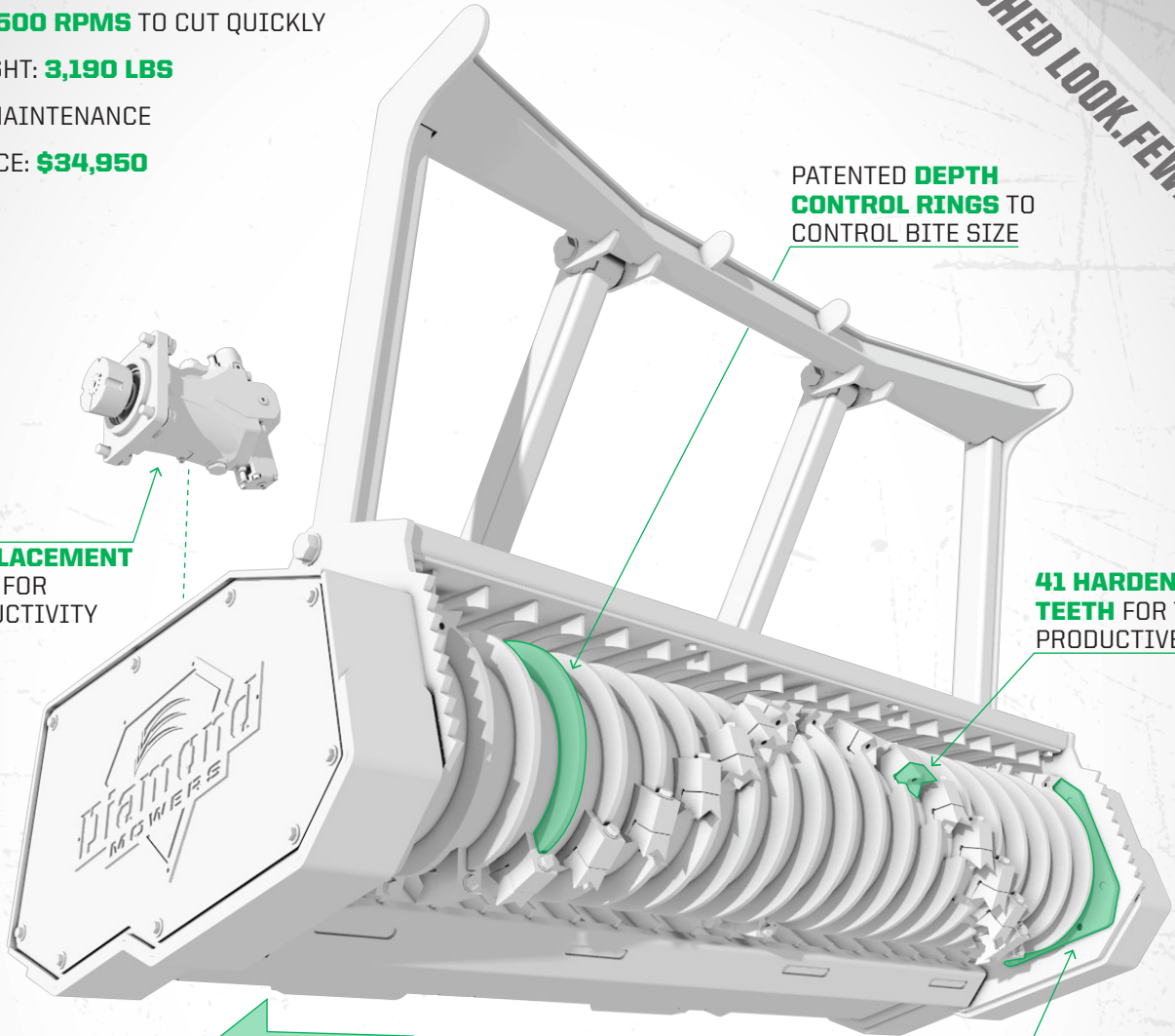
FINER MULCH. FINISHED LOOK. FEWER RISKS.

VARIABLE DISPLACEMENT PISTON MOTOR FOR MAXIMUM PRODUCTIVITY



PATENTED **DEPTH CONTROL RINGS** TO CONTROL BITE SIZE

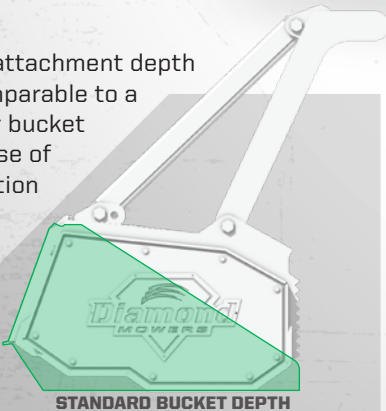
41 HARDENED STEEL TEETH FOR THE MOST PRODUCTIVE CUT



72" CUTTING WIDTH

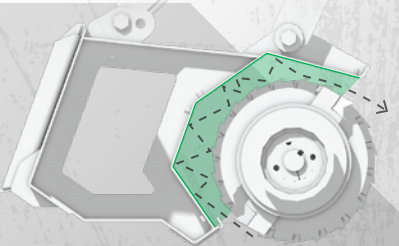
ANTI-WRAP PLATES PROTECT DRUM WHILE PREVENTING MATERIAL FROM WRAPPING

- Total attachment depth is comparable to a loader bucket for ease of operation



STANDARD BUCKET DEPTH

- Effectively mulches material up to **9"** continuously
- Mulches material to less than **1"** for quick decomposition



- Drum shell shaped specifically to mulch material effectively

CONTACT YOUR LOCAL DIAMOND MOWERS SALES REPRESENTATIVE FOR MORE INFORMATION.

FEATURES

Making land more valuable.

WHICH ATTACHMENT IS BEST FOR THE JOB?

APPLICATION	FLAIL MOWER	ROTARY MOWER	DISC MULCHER	DRUM MULCHER
ENVIRONMENT: URBAN	●	●		●
ENVIRONMENT: SUBURBAN	●	●		●
ENVIRONMENT: RURAL	●	●	●	●
LOW FLOW SKID-STEER (16-32 GPM)		●		
HIGH FLOW SKID-STEER (32-46 GMP)	●	●	●	●
MATERIAL: GRASS	●	●		
MATERIAL: 0" - 2" TREES & BRUSH	●	●	●	●
MATERIAL: 2" - 8" TREES & BRUSH		●	●	●
MATERIAL: 8"+ TREES & BRUSH			●	●

WHY A DRUM?

Safer to work near →

HOMES



BYSTANDERS



LIVE STOCK



UTILITY LINES



THE DIAMOND DIFFERENCE

CUT WIDTH

72"

TEETH

41 HARDENED STEEL TEETH

FOR MOST PRODUCTIVE CUT

MATERIAL

MULCHES UP TO 9" DIAMETER

CONTINUOUSLY

UNPARALLELED CUSTOMER SERVICE



RETAIL PRICE

\$34,950

CONTACT YOUR LOCAL DIAMOND MOWERS SALES REPRESENTATIVE FOR MORE INFORMATION.