

LETS TALK ABOUT
TEETH.



DON'T SETTLE FOR "GOOD ENOUGH".






GET THE RIGHT TOOL FOR THE JOB.

Whether it's your work environment or your operator preference, Diamond offers a variety of tooth options to ensure you **have the right tool for every situation.**

FOUR-POINT HARDENED STEEL TEETH

FOUR-POINT HARDENED STEEL TEETH act like an axe to slice material for the most productive cut. The more aggressive design allows you to grab and pull in material more effectively. These teeth can be sharpened and rotated to increase efficiency and productivity, as well as lengthen tooth life.



BEST APPLICATION

The **FOUR-POINT** is ideal for:

LIMITED
GROUND CONTACT



FINER
MULCH



HIGH-PRODUCTIVE
ENVIRONMENTS



SOFTER
SOILS



Productivity

Abrasion Resistance

Impact Resistance

Ability to be Sharpened

Life Span

TWIN CHISEL®

PLANER TEETH

TWIN CHISEL® PLANER TEETH are truly the best of both worlds for productivity and easy maintenance. Made out of hardened steel, our design allows you to quickly sharpen the cutting edge to maintain maximum productivity. Additionally, the Twin Chisel® can be easily rotated, allowing a longer life over other steel tooth options.

BEST APPLICATION

The **TWIN CHISEL®** is ideal for:

INTERMITTENT
GROUND CONTACT




QUICK & EASY
MAINTENANCE



HIGH-PRODUCTIVE
ENVIRONMENTS



SOFTER
SOILS



Productivity

Abrasion Resistance

Impact Resistance

Ability to be Sharpened

Life Span

IMPORTANT: *Twin Chisel® Planer Teeth are not recommended for use on the Skid-Steer Forestry Disc Mulcher.*

TWIN MAUL®

CARBIDE TEETH

TWIN MAUL® CARBIDE TEETH have a tooth life 3-to-5 times longer than steel, and require no maintenance. Designed to withstand abrasion and extreme ground contact, our virgin, domestically-sourced carbide is the finest available. Ideal for rocky terrain and high fire-danger areas.

BEST APPLICATION

The **TWIN MAUL®** is ideal for:

ROCKY
TERRAIN




RENTAL
FLEETS



FIRE-DANGER
AREAS



LESS
MAINTENANCE



Productivity

Abrasion Resistance

Impact Resistance

Ability to be Sharpened

Life Span



IMPORTANT: *When installing on the Forestry Disc Mulcher, place Twin Maul® Carbide Teeth on the underside of the disc only.*

WHICH TOOTH IS BEST FOR THE JOB?

ATTRIBUTE	FOUR-POINT HARDENED STEEL TEETH	TWIN CHISEL® PLANER TEETH	TWIN MAUL® CARBIDE TEETH
Productivity	HIGH	HIGH	MEDIUM
Operating Cost/Hour	HIGH	MEDIUM	LOW
Purchase Cost	LOW	MEDIUM	HIGH
Routine Maintenance	ADVANCED	EASY	NONE
Finished Material	FINE MULCH	FINE MULCH	MEDIUM MULCH
Durability	MEDIUM	MEDIUM	HIGH



Want to mix it up? Our teeth are interchangeable on the drum mulcher, allowing you to mix and match teeth while maintaining balance.



Not sure what you need? Get in touch to learn more about what Diamond has to offer.



**CONTACT
US** →



+1 605.977.3300



Info@DiamondMowers.com



www.DiamondMowers.com